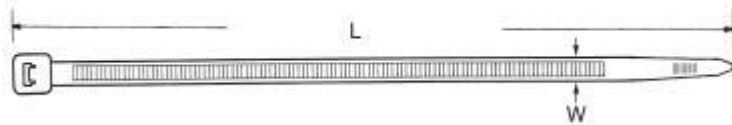


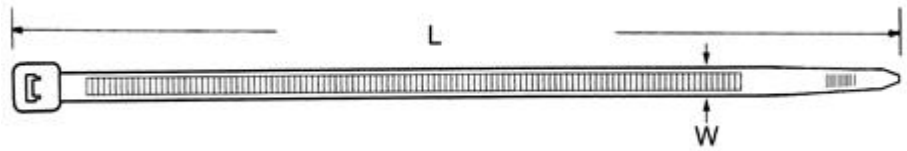
# Y.Y. CABLE ACCESSORIES

- ◆ Material: UL approved Nylon 6/6
- ◆ Flammability: UL 94V-2
- ◆ Working Temp: -40°C to 85°C
- ◆ Color: stock in Natural & Black (other colors are also available)
- ◆ Made to comply with MIL-SPEC M 20693B, tensile strength meet or exceed MIL-S 23190E standard
- ◆ Remark: Complete range, stable quality and low insertion



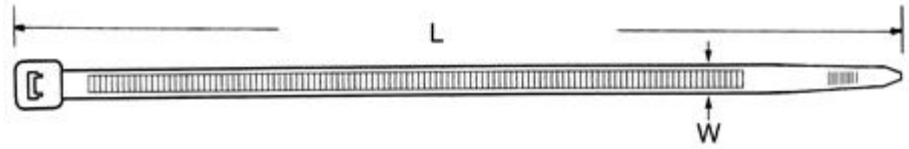
## MINIATURE CROSS SECTION

Product		LENGTH mm(in.)	WIDTH mm(in.)	MAX. DIA. mm	MIN.STRENGTH kg(Lbs)	PACKING(pcs/bag)
NATURAL	BLACK					
<input type="checkbox"/> TSL-80-M-MT	<input type="checkbox"/> TSL-80-M-MB	76(3.0")	2.5(.10")	15	8(18)	1000
<input type="checkbox"/> TSL-80-M-YT	<input type="checkbox"/> TSL-80-M-YB	76(3.0")	2.5(.10")	15	8(18)	100
<input type="checkbox"/> TSL-100-M-MT	<input type="checkbox"/> TSL-100-M-MB	100(4.0")	2.5(.10")	21	8(18)	1000
<input type="checkbox"/> TSL-100-M-YT	<input type="checkbox"/> TSL-100-M-YB	100(4.0")	2.5(.10")	21	8(18)	100
<input type="checkbox"/> TSL-120-M-MT	<input type="checkbox"/> TSL-120-M-MB	116(4.6")	2.5(.10")	28	8(18)	1000
<input type="checkbox"/> TSL-120-M-YT	<input type="checkbox"/> TSL-120-M-YB	116(4.6")	2.5(.10")	28	8(18)	100
<input type="checkbox"/> TSL-140-M-MT	<input type="checkbox"/> TSL-140-M-MB	140(5.5")	2.5(.10")	34	8(18)	1000
<input type="checkbox"/> TSL-140-M-YT	<input type="checkbox"/> TSL-140-M-YB	140(5.5")	2.5(.10")	34	8(18)	100
<input type="checkbox"/> TSL-160-M-MT	<input type="checkbox"/> TSL-160-M-MB	160(6.3")	2.5(.10")	40	8(18)	1000
<input type="checkbox"/> TSL-160-M-YT	<input type="checkbox"/> TSL-160-M-YB	160(6.3")	2.5(.10")	40	8(18)	100
<input type="checkbox"/> TSL-200-M-MT	<input type="checkbox"/> TSL-200-M-MB	200(8.0")	2.5(.10")	50	8(18)	1000
<input type="checkbox"/> TSL-200-M-YT	<input type="checkbox"/> TSL-200-M-YB	200(8.0")	2.5(.10")	50	8(18)	100



**INTERMEDIATE CROSS SECTION**

Product		LENGTH mm(in.)	WIDTH mm(in.)	MAX. DIA. mm	MIN. STRENGTH kg(Lbs)	PACKING(pcs/bag)
NATURAL	BLACK					
<input type="checkbox"/> TSL-140-I-MT	<input type="checkbox"/> TSL-140-I-MB	140(5.5")	3.6(.14")	34	18(40)	1000
<input type="checkbox"/> TSL-140-I-YT	<input type="checkbox"/> TSL-140-I-YB	140(5.5")	3.6(.14")	34	18(40)	100
<input type="checkbox"/> TSL-150-I-MT	<input type="checkbox"/> TSL-150-I-MB	150(5.9")	3.3(.13")	38	18(40)	1000
<input type="checkbox"/> TSL-150-I-YT	<input type="checkbox"/> TSL-150-I-YB	150(5.9")	3.3(.13")	38	18(40)	100
<input type="checkbox"/> TSL-180-I-MT	<input type="checkbox"/> TSL-180-I-MB	180(7.0")	3.6(.14")	47	18(40)	1000
<input type="checkbox"/> TSL-180-I-YT	<input type="checkbox"/> TSL-180-I-YB	180(7.0")	3.6(.14")	47	18(40)	100
<input type="checkbox"/> TSL-200-I-MT	<input type="checkbox"/> TSL-200-I-MB	200(8.0")	3.6(.14")	54	18(40)	1000
<input type="checkbox"/> TSL-200-I-YT	<input type="checkbox"/> TSL-200-I-YB	200(8.0")	3.6(.14")	54	18(40)	100
<input type="checkbox"/> TSL-250-I-MT	<input type="checkbox"/> TSL-250-I-MB	250(9.8")	3.6(.14")	70	18(40)	1000
<input type="checkbox"/> TSL-250-I-YT	<input type="checkbox"/> TSL-250-I-YB	250(9.8")	3.6(.14")	70	18(40)	100
<input type="checkbox"/> TSL-300-I-MT	<input type="checkbox"/> TSL-300-I-MB	290(11.4")	3.6(.14")	82	18(40)	1000
<input type="checkbox"/> TSL-300-I-YT	<input type="checkbox"/> TSL-300-I-YB	290(11.4")	3.6(.14")	82	18(40)	100
<input type="checkbox"/> TSL-370-I-MT	<input type="checkbox"/> TSL-370-I-MB	372(14.6")	3.6(.14")	106	18(40)	1000
<input type="checkbox"/> TSL-370-I-YT	<input type="checkbox"/> TSL-370-I-YB	372(14.6")	3.6(.14")	106	18(40)	100



**STANDARD CROSS SECTION**

Product		LENGTH mm(in.)	WIDTH mm(in.)	MAX. DIA. mm	MIN.STRENGTH kg(Lbs)	PACKING(pcs/bag)
NATURAL	BLACK					
<input type="checkbox"/> TSL-120-S-MT	<input type="checkbox"/> TSL-120-S-MB	121(4.7")	4.8(.19")	25	22(50)	1000
<input type="checkbox"/> TSL-120-S-YT	<input type="checkbox"/> TSL-120-S-YB	121(4.7")	4.8(.19")	25	22(50)	100
<input type="checkbox"/> TSL-160-S-MT	<input type="checkbox"/> TSL-160-S-MB	157(6.1")	4.8(.19")	40	22(50)	1000
<input type="checkbox"/> TSL-160-S-YT	<input type="checkbox"/> TSL-160-S-YB	157(6.1")	4.8(.19")	40	22(50)	100
<input type="checkbox"/> TSL-190-S-MT	<input type="checkbox"/> TSL-190-S-MB	186(7.3")	4.8(.19")	51	22(50)	1000
<input type="checkbox"/> TSL-190-S-YT	<input type="checkbox"/> TSL-190-S-YB	186(7.3")	4.8(.19")	51	22(50)	100
<input type="checkbox"/> TSL-200-S-MT	<input type="checkbox"/> TSL-200-S-MB	199(8.0")	4.8(.19")	54	22(50)	1000
<input type="checkbox"/> TSL-200-S-YT	<input type="checkbox"/> TSL-200-S-YB	199(8.0")	4.8(.19")	54	22(50)	100
<input type="checkbox"/> TSL-250-S-MT	<input type="checkbox"/> TSL-250-S-MB	255(10.0")	4.8(.19")	72	22(50)	1000
<input type="checkbox"/> TSL-250-S-YT	<input type="checkbox"/> TSL-250-S-YB	255(10.0")	4.8(.19")	72	22(50)	100
<input type="checkbox"/> TSL-290-S-MT	<input type="checkbox"/> TSL-290-S-MB	288(11.3")	4.8(.19")	81	22(50)	1000
<input type="checkbox"/> TSL-290-S-YT	<input type="checkbox"/> TSL-290-S-YB	288(11.3")	4.8(.19")	81	22(50)	100
<input type="checkbox"/> TSL-300-S-MT	<input type="checkbox"/> TSL-300-S-MB	302(11.9")	4.8(.19")	84	22(50)	1000
<input type="checkbox"/> TSL-300-S-YT	<input type="checkbox"/> TSL-300-S-YB	302(11.9")	4.8(.19")	84	22(50)	100
<input type="checkbox"/> TSL-370-S-MT	<input type="checkbox"/> TSL-370-S-MB	370(14.5")	4.8(.19")	106	22(50)	1000
<input type="checkbox"/> TSL-370-S-YT	<input type="checkbox"/> TSL-370-S-YB	370(14.5")	4.8(.19")	106	22(50)	100
<input type="checkbox"/> TSL-385-S-MT	<input type="checkbox"/> TSL-385-S-MB	387(15.2")	4.8(.19")	114	22(50)	1000
<input type="checkbox"/> TSL-385-S-YT	<input type="checkbox"/> TSL-385-S-YB	387(15.2")	4.8(.19")	114	22(50)	100
<input type="checkbox"/> TSL-430-S-YT	<input type="checkbox"/> TSL-430-S-YB	432(17.0")	4.8(.19")	115	22(50)	100
<input type="checkbox"/> TSL-500-S-YT	<input type="checkbox"/> TSL-500-S-YB	507(19.9")	4.8(.19")	151	22(50)	100

# Y.Y. CABLE ACCESSORIES

## BEAD SELF-LOCKING STAINLESS STEEL TIES

- ◆ Material: 316 or 304 stainless steel
- ◆ Working Temp:
  - . Coated: -40°C to 150°C
  - . Uncoated: -80°C to 538°C
- ◆ For use: Automobile, electronic, hardware, bundling applications
- ◆ Stainless steel cable tie with a unique ball locking mechanism allows the tie to be quickly & easily installed
- ◆ Coating also available (with black coated)



Product		LENGTH mm(in.)	WIDTH mm(in.)	MAX. DIA. mm	MIN.STRENGTH kg(Lbs)	PACKING(pcs/bag)
ITEM NO.(304 SS)	ITEM NO.(316 SS)					
<input type="checkbox"/> ST-130-S-YT	<input type="checkbox"/> ST2-130-S-YT	127(5.0")	4.5(.18")	25	45(100)	100
<input type="checkbox"/> ST-200-S-YT	<input type="checkbox"/> ST2-200-S-YT	201(7.9")	4.5(.18")	51	45(100)	100
<input type="checkbox"/> ST-260-S-YT	<input type="checkbox"/> ST2-260-S-YT	266(10.5")	4.5(.18")	69	45(100)	100
<input type="checkbox"/> ST-360-S-YT	<input type="checkbox"/> ST2-360-S-YT	362(14.3")	4.5(.18")	102	45(100)	100
<input type="checkbox"/> ST-520-S-YT	<input type="checkbox"/> ST2-520-S-YT	521(20.5")	4.5(.18")	152	45(100)	100
<input type="checkbox"/> ST-680-S-YT	<input type="checkbox"/> ST2-680-S-YT	679(26.8")	4.5(.18")	203	45(100)	100
<input type="checkbox"/> ST-840-S-IT	<input type="checkbox"/> ST2-840-S-IT	838(33.0")	4.5(.18")	254	45(100)	50
<input type="checkbox"/> ST-1100-S-IT	<input type="checkbox"/> ST2-1100-S-IT	1067(42.0")	4.5(.18")	304	45(100)	50
<input type="checkbox"/> ST-1200-S-IT	<input type="checkbox"/> ST2-1200-S-IT	1194(47.0")	4.5(.18")	355	45(100)	50
<input type="checkbox"/> ST-130-LHD-YT	<input type="checkbox"/> ST2-130-LHD-YT	127(5.0")	7.9(.31")	25	114(250)	100
<input type="checkbox"/> ST-200-LHD-YT	<input type="checkbox"/> ST2-200-LHD-YT	201(7.9")	7.9(.31")	51	114(250)	100

<input type="checkbox"/> ST-260-LHD-YT	<input type="checkbox"/> ST2-260-LHD-YT	266(10.5")	7.9(.31")	69	114(250)	100
<input type="checkbox"/> ST-360-LHD-YT	<input type="checkbox"/> ST2-360-LHD-YT	362(14.3")	7.9(.31")	102	114(250)	100
<input type="checkbox"/> ST-520-LHD-YT	<input type="checkbox"/> ST2-520-LHD-YT	521(20.5")	7.9(.31")	152	114(250)	100
<input type="checkbox"/> ST-680-LHD-YT	<input type="checkbox"/> ST2-680-LHD-YT	679(26.8")	7.9(.31")	203	114(250)	100
<input type="checkbox"/> ST-840-LHD-IT	<input type="checkbox"/> ST2-840-LHD-IT	838(33.0")	7.9(.31")	254	114(250)	50
<input type="checkbox"/> ST-1100-LHD-IT	<input type="checkbox"/> ST2-1100-LHD-IT	1067(42.0")	7.9(.31")	304	114(250)	50
<input type="checkbox"/> ST-1200-LHD-IT	<input type="checkbox"/> ST2-1200-LHD-IT	1194(47.0")	7.9(.31")	355	114(250)	50